

Telephone: (604) 526-7121



7481 10th Avenue, Burnaby, B. C. V3N 2S1

www.ourladyofmercy.ca

MISSION STATEMENT

*O.L.M. is a mosaic of all God's children.
Through Jesus we strive to develop individual potential, respect and acceptance for all.*

PRINCIPAL: Ms. Neva Grout

PASTOR: Father Hien Nguyen

Tel: 604-526-7121

Tel: 604-522-5733

November 4, 2023

Dear Parents,

The Our Lady of Mercy School (OLM) Parish Education Committee (PEC) is a sub-committee of the Board of Directors of the Catholic Independent Schools of Vancouver Archdiocese (CISVA). In collaboration with the Principal Mrs. Grout and Pastor Fr. Hien Nguyen, the duties of the PEC are to oversee the general operation of the school and carry out the policies of CISVA at the local level.

All CISVA schools will have a *Parent/Guardian Code of Conduct* to inform the school community of expected conduct of parents based on the principles of respect for the rights and dignity of **all** persons to promote a safe and respectful environment within the school community.

From time to time, the PEC sees the benefit of a review of a local policy with the parents and the school community as a whole especially if it is related to safety and well-being of the students.

Please review the following rules about school parking lot as well as pick up and drop off guidelines, paying attention to the images and text descriptions. Our main objective is to reinforce the positive habits you already practice and at the same time refresh the minds of other parents and guardians as necessary.

Image 1: 10th Avenue east bound



Turning left onto the parking lot is highly discouraged from 10th Avenue east bound lanes as it unreasonably affects vehicles travelling in both directions (east and west bound lanes).

Image 2: Parking Lot Entrance



Notice the two-way lane markings at the entrance to the parking lot. **One lane for entry and one lane for exit at all times, no exception. Exit lanes onto 10th Avenue are right turns only (or west bound).** Always follow lane designations and do not block or drive through opposite lanes. Following the zipper merge rule is encouraged.

Image 3: 10th Avenue west bound



The OLM Parking Lot can be easily and safely accessed via the **west bound lanes of 10th Avenue** (lane of the orange taxi van in the image above). **This is highly recommended.**

Image 4: 10th Avenue west bound




DO NOT DROP OFF your child (ren) along the west bound lanes of 10th Avenue (lane where the orange van can be seen- even if your car is temporarily stopped in traffic). It is always better to err on the side of caution and think **safety first**. No stopping is allowed on this lane at all times.

Image 5: 10th Avenue East Bound west of Henley Street



DO NOT DROP OFF your child (ren) along the east bound lanes of 10th Avenue (lane marked with red. Even if your car is temporarily stopped in traffic). It is always better to err on the side of caution and think **safety first**. No stopping is allowed on this lane at all times.

Image 6: Staff Parking Lot Entry off of 10th Avenue



Do not enter the staff parking gate during pick up or drop off.


Image 7: Staff Parking Lot Entry off of 10th Avenue



Do not enter the staff parking gate during pick up or drop off. This is also school staff parking **ONLY**. Parents must always use the main entrance gate (below image) and enter via the 10th Avenue west bound lanes.



Image 8: Crosswalk on 10th Avenue and Henley Street



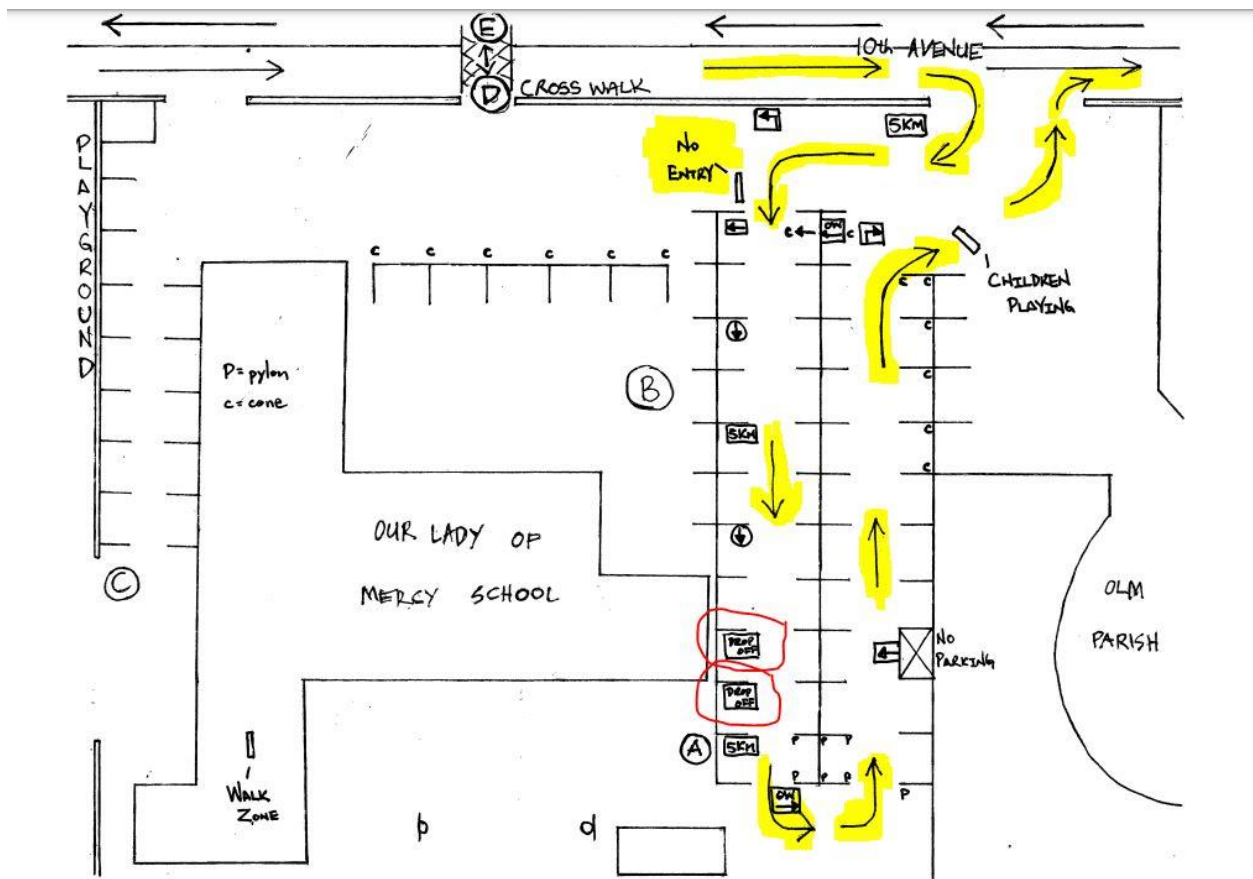
This is the crosswalk at the intersection of 10th Avenue and Henley Street. It is a T-intersection. OLM School prioritizes the presence of a crossing guard here during drop off & pick up. Always obey their directions but still be aware of your surroundings (ensure cars are **completely stopped on all directions** before stepping onto the crosswalk.

Image 9: No Right Turns (or turning south) from 10th Avenue East Bound onto Henley Street from **3:00 PM to 6:00 PM Monday to Friday**.



Watch out for vehicles that seem ignoring this rule of the roadway or showing signs of not slowing down (or speeding to beat a red light) before the crosswalk. This is applicable both during morning drop off and especially during afternoon pick up. Always obey the crossing guard directions but still be aware of your surroundings (ensure cars are **completely stopped on all directions** before stepping onto the crosswalk.

Image 10: School Parking Lot Lane Flow Diagram



This diagram outlines the flow of traffic once inside the parking lot of OLM School & Parish. **Always follow lane designations, do not block opposite lanes and be aware of the DO NOT ENTER area.** Unless a vehicle is safely parked in one of the parking spots & engine turned off, the only designated drop off and pick up is the area circled in red just outside the Grade 7 classroom. **Always obey the speed limit of 5 kilometers per hour (no exception)** and always look out for pedestrians especially children.

Image 11: Parking at St. Thomas More Back Parking Lot adjacent to Mary Avenue Park is **NOT PERMITTED.**



There is reduced number of parking spots here due to fire regulations and therefore OLM parents and guardians are prohibited from parking here.

We all value the safety and security of our children while in school. Parents play an important role in this regard and again, **have a responsibility to support the efforts of school staff in maintaining a safe and respectful learning environment for all students.** Consider practicing safe behavior and driving habits in and around the school and parish parking lot and always obey signs and regulations of municipal traffic, roadways and private property by-laws.

As parents you have committed to follow the ***Parent Code of Conduct*** that outlines the minimum standard of behavior expected of **ALL** parents and/or guardians of students enrolled at Our Lady of Mercy School. Any observed breaches of the *Parent Code of Conduct* may result in the following:

- *A letter, phone call or meeting with a member of the OLM Parish Education Committee or Administration*
- *Being relieved of your specific Parent Participation duty (if applicable)*
- *Withdrawal from the school*
- *Withholding the following school year's registration package for your child or children.*

The key thing to remember is **SAFETY**. Consider trading a small inconvenience or leaving much earlier than usual for **SAFETY**. We have attached the current Our Lady of Mercy Catholic School *Code of Conduct* for your guidance and review.

Thank you for your ongoing support and God Bless.

Sincerely,

Our Lady of Mercy School PEC

*Attachment: ***OLM Parent Code of Conduct***



Our Lady of Mercy Catholic School Code of Conduct

Parents play an important role in the education of their children and have a responsibility to support the efforts of school staff in maintaining a safe and respectful learning environment for all students.

Our Lady of Mercy Catholic School Code of Conduct was developed to promote a Christian learning environment based on respect for the rights of students, teachers and parents. Students learn best when they are free of interference by others and know what is expected of them. Teachers are most effective when they use a consistent approach to student behavior and know that the administration and parents support their handling of students. Therefore, parents and students both need to be aware of these rules and their relationship to the rights of other persons in the school.

The Standards of Behaviour incorporated in the Code of Conduct which promotes respect, responsibility and safety, along with justice, integrity and accountability are consistent with the Gospel values embodied in our schools. Respect for oneself, others, and the traditions of our Catholic faith is central to the vision of a Catholic Education.

Parents are expected to (but not limited to):

- show an active interest in their child's school work and progress
- communicate regularly with the school and sign student's agenda
- help their child be neat, appropriately dressed, and prepared for school
- ensure the basic needs of their children are met, including ensuring that their children are well-nourished and well-rested when they go to school
- provide healthy snacks and lunches
- ensure that their child attends school on time every day with the necessary school supplies
- promptly report to the school their child's absence or late arrival
- encourage and assist their child in following the rules of behavior as outlined in the Positive Behaviour Support Matrix
- assist school staff in dealing with disciplinary issues
- monitor their child's telephone, computer, and television use, as well as movies and magazines their child views and sees
- show respect for the teacher, and any other staff or community member, in front of their child or others at all times, regardless of what they may think of their actions
- speak respectfully and with kindness and courtesy to others in front of students, especially when there is any disagreement, therefore,
- refrain from any behaviour, or comments, which are insulting, harassing, sexist, racist, abusive, disrespectful or otherwise offensive; it is unacceptable to raise your voice, use inappropriate language, or threaten any staff or community member

- speak to the teacher or adult in charge before accepting their child's version of an incident
- go through the proper channels when they have a problem
- avoid involvement in rumors and dissemination of rumors
- build a bridge of acceptance and understanding, and expect their child to do the same, among the different cultures represented at Our Lady of Mercy School

I have read and understand the information contained in this document. Any breach of any of the items above may result in the following:

- a letter, phone call or meeting with a member from the OLM Education Committee or Administration
- being relieved of your specific participation duty
- withdrawal from the school
- withholding the following year's registration package

Date: _____

Mother's Full Name (Please Print)

Father's Full Name (Please Print)

Mother's Signature

Father's Signature

Student Name: _____ Grade: _____

Student Name: _____ Grade: _____

Student Name: _____ Grade: _____

Student Name: _____ Grade: _____